



District Report Card: 2017


State: Punjab	District: Sangrur
Class: 3	Subject: Language
Schools: 61	Students: 950


Participation/Coverage


Students

 GENDER	Boys		Girls	
	Number	%	Number	%
	448	47.16	502	52.84

 AREA	Rural		Urban	
	Number	%	Number	%
	785	82.63	165	17.37

 CATEGORY	SC		ST		OBC		GEN	
	Number	%	Number	%	Number	%	Number	%
	650	68.42	0	0.00	198	20.84	102	10.74

 CWSN	LD	VI	HI	S&LD	ID	Oth
	8	2	2	3	3	4

 Management	Government		Government-aided	
	Number	%	Number	%
	950	100.00	0	0.00

Average Performance of Students in Language (%)

Overall	Gender		Area		Management		Social Group			
	Male	Female	Rural	Urban	Govt.	Aided	SC	ST	OBC	GEN
69.45	68.74	70.08	69.16	70.79	69.45	0.00	69.55	0.00	68.45	70.72

Performance on Learning Outcomes (LOs)

Learning Outcomes	Description	Average Performance(%)
L304	Reads small texts with comprehension i.e., identifies main ideas, details, sequence and draws conclusions	69.55
L312	Reads printed scripts on the classroom walls: poems, posters, charts etc.	69.24

Range of Performance of Students who Answered Correctly							
Below 30%		30% - 50%		50% - 75%		Above 75%	
Number	%	Number	%	Number	%	Number	%
47	4.95	129	13.58	377	39.68	397	41.79

Lowest Performing Learning Outcomes (LOs)

1 - Reads printed scripts on the classroom walls: poems, posters, charts etc. (69.24)

2 - Reads small texts with comprehension i.e., identifies main ideas, details, sequence and draws conclusions (69.55)